
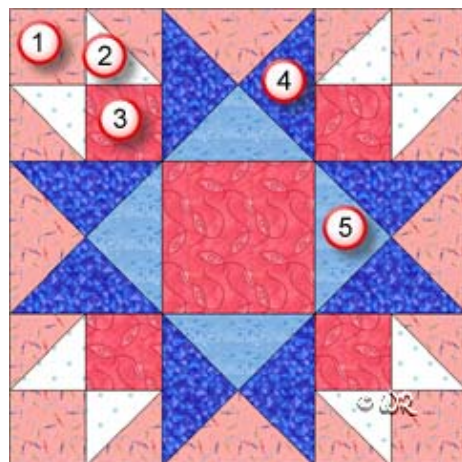


Union Square



12" finished quilt block
9" finished quilt block
6" finished quilt block

Fabric Placement



Union Square

12" finished quilt block

How-to Notes








Bisect square on one diagonal



Bisect square on both diagonals

*All seam allowances are 1/4" unless noted otherwise

1		<p>Background fabric 1</p> <p>Cut 4 squares 2 1/2"</p> <p>Cut 4 squares 2 7/8" and bisect on one diagonal</p> <p>Cut 1 square 5 1/4" and bisect on both diagonals</p>
2		<p>Fabric 2</p> <p>Cut 4 squares 2 7/8" and bisect on one diagonal</p>
3		<p>Fabric 3</p> <p>Cut 4 squares 2 1/2"</p> <p>Cut 1 square 4 1/2"</p>
4		<p>Fabric 4</p> <p>Cut 2 squares 5 1/4" and bisect on both diagonals</p>
5		<p>Fabric 5</p> <p>Cut 1 square 5 1/4" and bisect on both diagonals</p>

Union Square

