


Patchwork Square

Free Quilt Block Pattern

Clay's Choice

12" finished quilt block

Fabric Placement



How-to Notes




Bisect square on one diagonal



Bisect square on both diagonals

*All seam allowances are $\frac{1}{4}$ " unless noted otherwise

1



Background fabric 1

Cut 4 squares $3\frac{1}{2}$ "

Cut 2 squares $3\frac{7}{8}$ " and bisect on one diagonal

2



Fabric 2

Cut 4 squares $3\frac{1}{2}$ "

3



Fabric 3

Cut 4 squares, each $3\frac{7}{8}$ " and bisect on one diagonal

4




Fabric 4

Cut 2 squares $3\frac{7}{8}$ " and bisect on one diagonal


Patchwork Square

Free Quilt Block Pattern

Clay's Choice



Make 4 of each colour combination



Make 4

